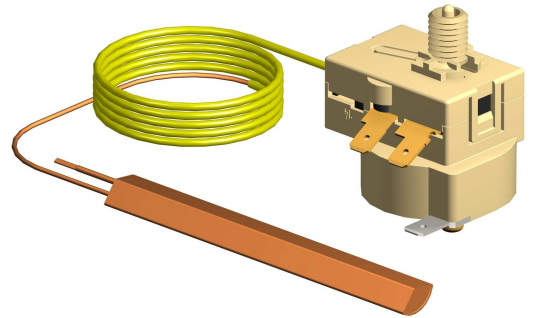


Single-pole



Application

- Heater
- Storage heater
- High pressure cleaner
- Laboratory appliances

Features

Electro-mechanical thermal cut-out (TB), safety thermal cut-out (STB) and safety temperature limiter (STW) with capillary sensor approved to EN 60730-1/2-9

- If cut-out temperature is exceeded, circuit switches to OFF. Thermal cut-out stays in this position and can be manually reset after sensing element has cooled. Limiter closes contact automatic after sensing element has cooled.
- S-Type: Fail safe design - expansion liquid loss results in opening of contact
- Single-pole micro switch with on/off switch
- Optional: Gold plated contacts to switch low voltages / currents
- Operation type 2.B (S-Type: 2.B.K) (EN 60730)
- RoHS-conform.

Technical data

Switching system:

Endurance class	
Manual reset	300 operations
Automatic reset	10.000 operations
Nominal voltage	250 V AC
Nominal current	16 (2,5) A
Protection against electric shock	for incorporation in class I equipment I
Protection standard of housing	IP00 (EN 60 529)
Overvoltage category	II

Range of application:

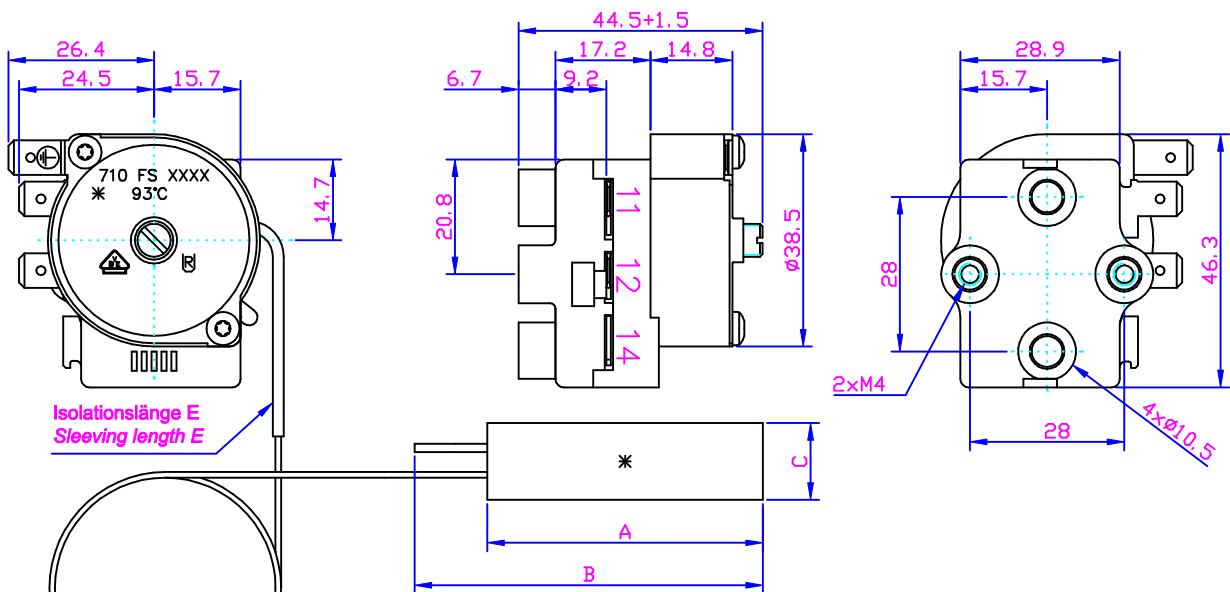
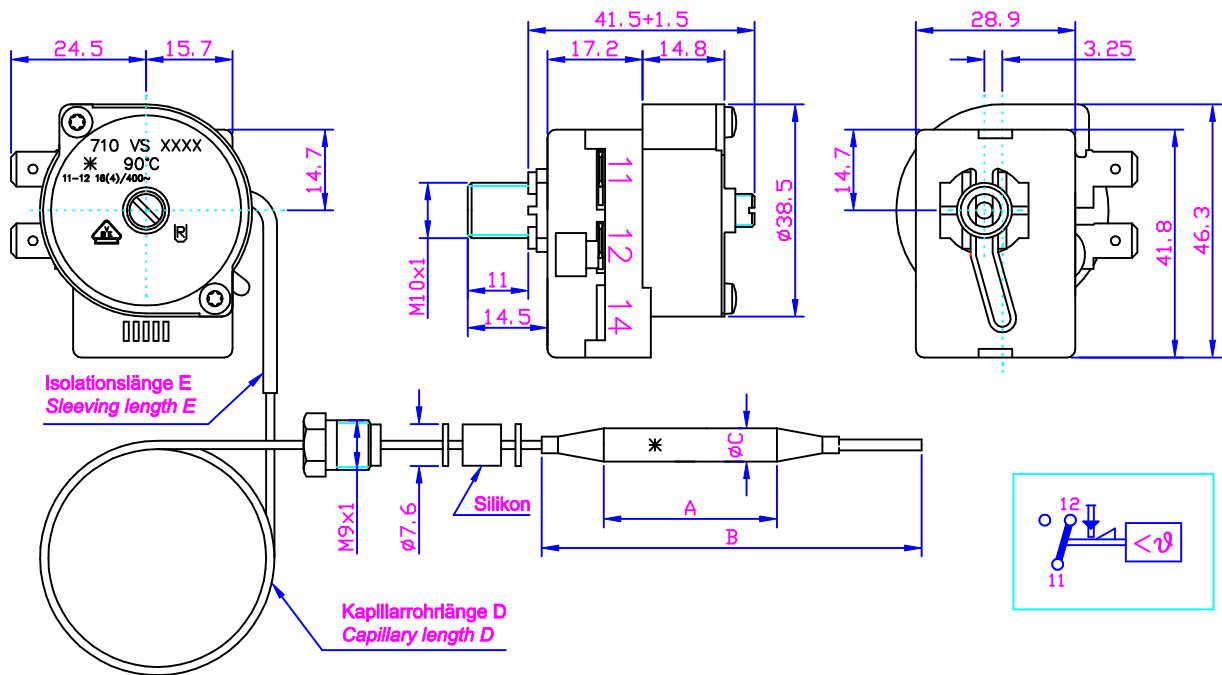
Cut-out temperature	TB: 30-350°C STB/STW: 50-120°C
Ambiant temperature at switching head	max. 85 °C (T85)
Storage and transport temperature	-25...+60 °C

Design:

Capillary und sensing element	copper / stainless steel
Capillary length	up to 3500 mm
Phial forms	
• round, diameter	3, 4, 5, 6, 6.5, 7, 8, 9.5, 10, 11, 12 mm
• bulb, diameter	10, 15, 20, 23.5 mm
• half-, third-, quarter circle	
Diaphragm	stainless steel
Mounting	2 x M4 or Central mounting M10
Connection terminals	Tab terminal A6.3x0.8 according to DIN46244, Straight or 30° bent
Earthing terminals	Tab terminal A6.3x0.8 according to DIN 46244

Temperaturbegrenzer Typ 710

Thermal cut - out type 710



* Ausschalttemperatur, Kapillarrohrlänge, Isolationslänge sowie Fühlerformen können nach Kundenwunsch in Grenzen verändert werden.

* Cut-out temperature, capillary length, sleeving length and phial forms are adjustable within certain limits to customers specific requirements.